













Williams Trophy, 23rd November 2013, Leicester

Williams Trophy: Final Individual Results

No	Name	Team													TOTAL	POS
			SV	Score	SV	Score	SV	Score	SV	Score	SV	Score	SV	Score		
1	Joshua Nathan	City of Birmingham	5.0	13.500	5.6	13.550	4.6	13.350	4.4	13.000	4.6	13.600	3.6	11.400	78.400	1
21	Loukas Jones	Leeds	4.8	13.350	4.5	12.500	4.5	12.550	4.4	13.200	4.5	11.950	4.5	13.150	76.700	2
3	Thomas Paradise	City of Birmingham	3.8	12.550	4.9	12.800	2.4	11.100	3.6	11.950	3.8	13.300	2.1	10.000	71.700	3
29	Patrick Murphy	Huntingdon	4.0	12.850	3.1	9.750	2.5	11.150	3.6	12.900	4.1	12.500	3.2	11.300	70.450	4
13	Hayden Skinner	South Essex	5.0	13.750	4.0	10.300	3.5	11.650	4.4	12.250	4.5	11.150	4.2	11.250	70.350	5
24	Isaac Pollard	Leeds	3.6	12.800	2.9	11.650	2.2	10.700	2.8	11.800	3.0	12.450	1.9	10.600	70.000	6
4	Jake Watson	City of Birmingham	4.3	11.900	4.5	12.400	3.1	11.500	3.8	11.350	4.0	12.000	2.5	10.750	69.900	7
11	Jack Chamberlain	Bury	4.6	12.750	3.9	9.650	3.9	11.800	3.6	12.350	4.4	11.050	3.6	11.300	68.900	8
30	James Cook	Huntingdon	3.9	12.700	2.9	10.350	2.2	10.950	2.8	11.800	3.8	12.750	2.2	10.150	68.700	9
22	Louis Sidebottom	Leeds	4.2	12.500	2.3	10.350	1.7	10.600	3.6	12.350	3.0	12.350	2.1	10.450	68.600	10
7	Alex Lomax	Bury	4.1	12.600	3.2	10.700	2.5	10.900	3.6	12.200	3.6	11.700	2.4	9.500	67.600	11
10	Joshua Lincoln	Bury	4.4	12.600	3.2	9.450	2.5	10.700	3.8	12.750	4.2	11.800	2.7	9.750	67.050	12
27	Jake Jarman	Huntingdon	3.9	12.400	3.6	11.450	2.2	10.250	2.8	11.300	3.8	11.000	1.9	10.200	66.600	13
14	Douglas Turnbull	South Essex	4.6	13.000	2.4	9.200	2.2	10.550	2.0	11.100	3.8	11.500	3.1	10.250	65.600	14
2	Korben Fellows	City of Birmingham	3.9	12.350	4.4	13.100	3.6	12.700	3.6	12.550	DNC		2.8	11.200	61.900	15
23	Morgan Girvin	Leeds	4.0	12.350	1.8	9.200	2.4	10.800	2.0	11.250	3.0	11.400	1.5	6.750	61.750	16
19	Josh Williams	Leeds	4.3	12.350	2.8	3.100	2.2	10.500	2.8	11.800	3.8	12.600	2.4	8.300	58.650	17
18	Nathan Adams	South Essex	4.0	12.300	2.0	5.100	2.1	10.050	3.6	11.400	3.2	9.700	1.6	9.950	58.500	18
8	Samuel Bowden	Bury	3.4	12.500	2.9	9.100	2.1	9.800	DNC		3.0	9.700	2.3	8.350	49.450	19
6	Raekwon Baptiste	City of Birmingham	3.7	12.050	DNC		2.3	11.050	2.8	11.800	3.2	12.400	DNC		47.300	20
9	Jake Unsworth	Bury	4.4	12.600	DNC		2.4	10.100	3.0	11.950	3.7	12.050	DNC		46.700	21
25	Owen Harrison	Huntingdon	3.6	12.550	3.0	9.250	DNC		DNC		3.7	12.150	2.1	10.700	44.650	22
28	Harry O'Driscoll	Huntingdon	DNC		DNC		2.1	10.400	2.8	11.700	3.5	11.350	2.1	9.750	43.200	23
26	Joe Brown	Huntingdon	3.8	12.450	2.8	10.650	2.0	5.800	2.8	11.650	DNC		DNC		40.550	24
15	Luke Morrison	South Essex	3.9	12.550	2.0	9.600	2.0	5.050	DNC		2.6	10.200	DNC		37.400	25
5	Hamzah Baig	City of Birmingham	DNC		4.8	12.700	DNC		DNC		3.7	12.100	1.7	10.650	35.450	26
17	Michael Baker	South Essex	DNC		2.2	4.700	DNC		2.0	11.200			1.8	9.650	25.550	27
16	Drew Ladell	South Essex	3.9	12.900	DNC		DNC		2.8	11.100			DNC		24.000	28

Williams Trophy Team Scores

Team							TOTAL	POS
City of Birmingham	50.450	52.150	48.650	49.300	51.400	44.000	295.950	1
Leeds	51.000	43.700	44.650	49.150	49.350	42.500	280.350	2
Huntingdon	50.550	42.200	42.750	48.050	48.750	42.350	274.650	3
Bury	50.550	38.900	43.500	49.250	46.600	38.900	267.700	4
South Essex	52.200	34.200	37.300	45.950	42.550	41.100	253.300	5